



175 Derrimut Road  
PO Box 1042  
Werribee Plaza, 3030  
Phone: (03) 9749 1522  
Fax: (03) 9748 6257  
ABN:40 005 962 792

## Heathdale Christian College Report 2014 Werribee Campus & Melton Campus

### 1. Introduction:

This report has been compiled under our obligation to the Schools Assistance Act, 2004. We welcome the opportunity to report on the College performance during 2014. This report has the following headings:

- Staff Attendance
- Staff Retention
- Teacher Qualifications
- Teacher Professional Development
- Student Attendance
- Proportions of Year 3, 5, 7 and 9 students meeting the national Reading, Writing, Spelling and Numeracy Benchmarks
- Proportion of Year 9 Students retained to Year 12
- Senior Secondary Outcomes
- Post school destinations
- Financial Activities Report
- Parent Student Teacher satisfaction.

Heathdale Christian College by virtue of its Christian heritage and foundation provides a large number of advantages that parents and the general community would find beneficial.

Heathdale is a Kindergarten to Year 12 College, that provides an affordable, safe, caring, Christian environment where students may acquire the knowledge, skills and work habits to grow into disciplined, thinking individuals.

The College has a K to Year 12 campus in Werribee, and opened a P to Year 4 Campus in Melton in 2014.

The College has a philosophy of working with and supporting parents in their responsibility to educate their children. The College is based on the Christian faith and aims to develop the social, physical, academic and spiritual development of all children. Ultimately the College seeks to prepare students for future adult life as a contributing member of society, a well adjusted and happy individual, confident in who they are and in their standing with God, and to ultimately have a fulfilling and satisfying vocation.

The College has a large variety of VCE (Victorian Certificate of Education) units and students may also participate in a number of VET and VCAL (Victorian Certificate of Applied Learning) opportunities.

There is no minimum academic entry requirement for students. The College promotes and fosters diligence and excellence in all endeavours. Students are challenged and encouraged to achieve the highest possible standards in

accordance with their God-given abilities; to equip students to pursue a satisfying vocation, and to encourage them to contribute in a positive way to society, especially within the local community.

The variety of programs encourages students to take potentially life changing experiences such as a missions trip to the Philippines, guided educational tours to China or France, and the Duke of Edinburgh challenge to mention a few. Students will be encouraged to take the Christian faith seriously and explore it as a way of enriching their lives.

Due to the demand for enrolment places, the College has needed to enlarge, expand and renew facilities. The College has a modern gymnasium that caters for the needs of all the College educational and out-of-school sporting and Physical Education requirements. There is an afterhours facility for students in Prep to Year 6 (up to 6pm). The College has a modern Senior School Creative Arts Centre. These facilities demonstrate the College's commitment to a wide variety of programs.

Enrolment is open to all students of parents who are able to accept the Christian foundations, ideals and practices of the College.

## **2. Staff Attendance:**

All Staff Attendance (Teaching & Non-Teaching staff) is calculated as 94.5%. Teacher attendance is based on actual teacher attendance as a percentage of total possible attendance.

## **3. Staff Retention:**

In 2014 Heathdale employed 117 teaching staff, at 94.05 Full Time Equivalent (FTE); and 82 non-teaching staff, at 56.6 FTE.

At the end of 2014, 5 teaching staff members left to pursue other positions, 1 teaching staff member left on Maternity Leave, 1 teaching staff member retired. This equates to Heathdale retaining 94% of its teaching staff into 2014, and retained 100% of its non-teaching staff into 2015.

## **4. Teacher Qualifications:**

We employed 117 teaching staff in 2014. All teaching staff were registered teachers with the Victorian Institute of Teaching (VIT). Included are 6 VIT registered Senior Staff members.

These includes staff with the following qualifications:

Qualification	Number of Recipients
Various Diplomas/Certificates	153
Graduate Bachelor Degrees	138
Post Graduate Diplomas	42
Masters Degrees	18

### 5. Teacher Professional Development:

The College is able to report that 100% of the 117 teaching staff attended at least one professional development (PD) course during 2014.

### 6. Student Attendance:

Student attendance for 2014 was 97.5%. This was calculated by finding the total number of student days attended by students as a percentage of the total number of student days possible. Due to the low numbers at the Melton Campus, this includes both Werribee and Melton Campuses.

### 7. Proportions of Year 3, 5, 7 and 9 students meeting the National reading, writing, spelling and numeracy benchmarks:

## NAPLAN TESTING REPORT 2014 - Years 3, 5, 7 & 9

### NAPLAN: (National Assessment Program Literacy And Numeracy)

- NAPLAN results are displayed on the Myschool website ([www.myschool.gov.au](http://www.myschool.gov.au)).
- The College is compared with the National average as well as the average of a 'like school', or schools deemed to be similar.
- Each area is graded with a number and assessment colours that indicate the school's performance, and can be summarised as:
 

Significantly Higher than the National Average	(Dark Green)
Higher than the National Average	(Light Green)
Average	(No Colour)
Lower than the National Average	(Pink)
Significantly Lower than the National Average.	(Red)
- We have displayed the Heathdale Christian College NAPLAN Testing results in 2 ways – in a table and as a histogram.
- 2014 is the seventh year of conducting NAPLAN testing (2008 to 2014), and all these results can be seen on the NAPLAN website [www.myschool.gov.au](http://www.myschool.gov.au)
- Due to the small numbers at the Melton Campus, these results includes both the Werribee and Melton Campus results combined.

Heathdale Christian College NAPLAN results as shown in Myschool for 2014:

**My School Report Card - 12 March 2014**

<b>2014</b>										
Schools	Similar	All	Similar	All	Similar	All	Similar	All	Similar	All

	Reading		Persuasive Writing		Spelling		Grammar & Punctuation		Numeracy	
<b>Year 3</b>	<b>489</b>		<b>443</b>		<b>484</b>		<b>510</b>		<b>464</b>	
<b>Sim/All</b>	Similar Not Available	418	Similar Not Avail	402	Similar Not Avail	412	Similar Not Available	426	Similar Not Avail	402
<b>% above</b>		17%		10.2%		17.5%		19.7%		15.4%
<i>% Average</i>	13.7%		9.4%		14.5%		13.4%		13.6%	

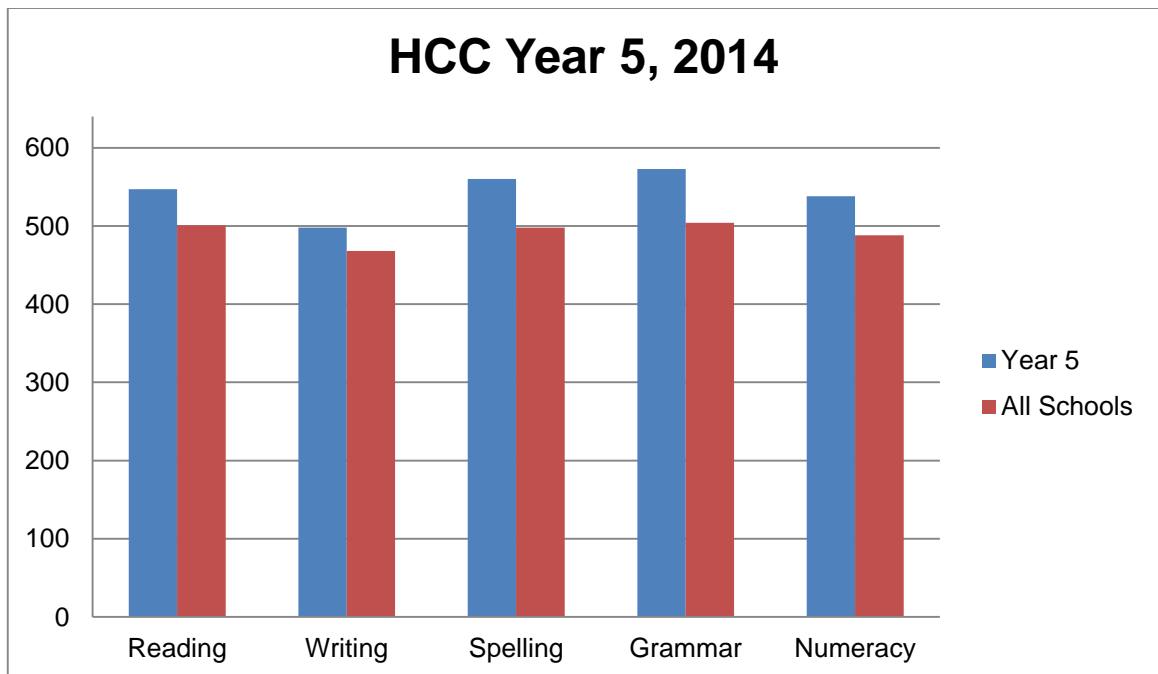
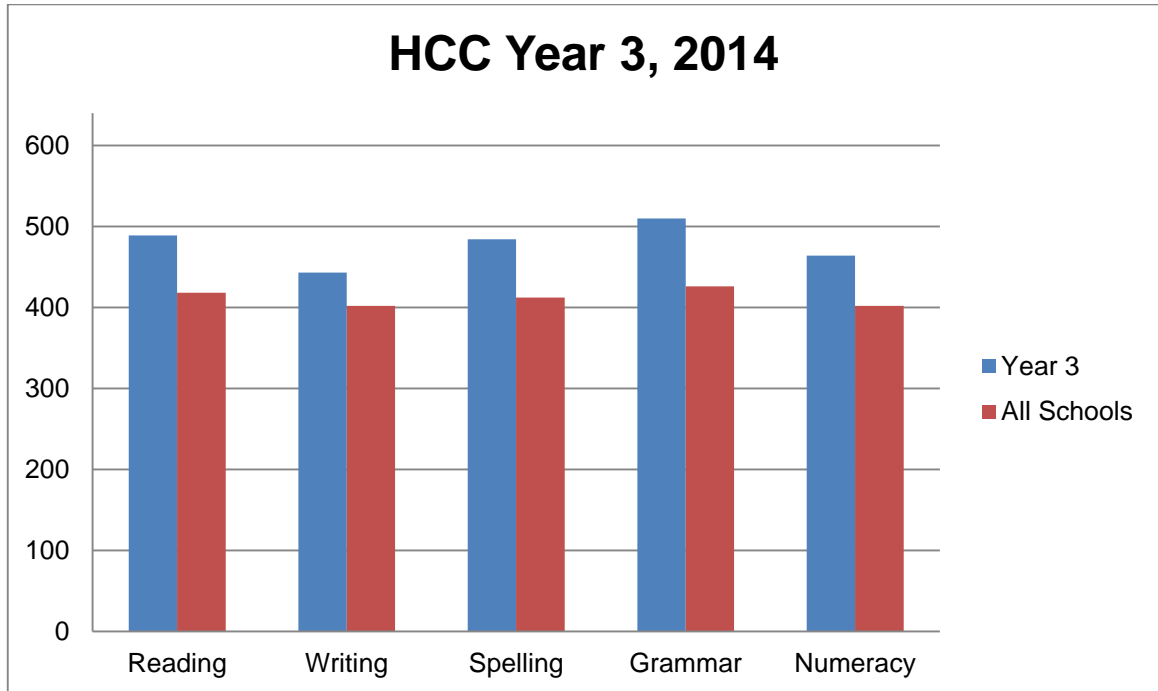
	Reading		Persuasive Writing		Spelling		Grammar & Punctuation		Numeracy	
<b>Year 5</b>	<b>547</b>		<b>498</b>		<b>560</b>		<b>573</b>		<b>538</b>	
<b>Sim/All</b>	Similar Not Available	501	Similar Not Avail	468	Similar Not Avail	498	Similar Not Avail	504	Similar Not Avail	488
<b>% above</b>		9.2%		6.4%		12.4%		13.7%		10.2%
<i>% Average</i>	7.6%		7.8%		8.5%		9.6%		7.9%	

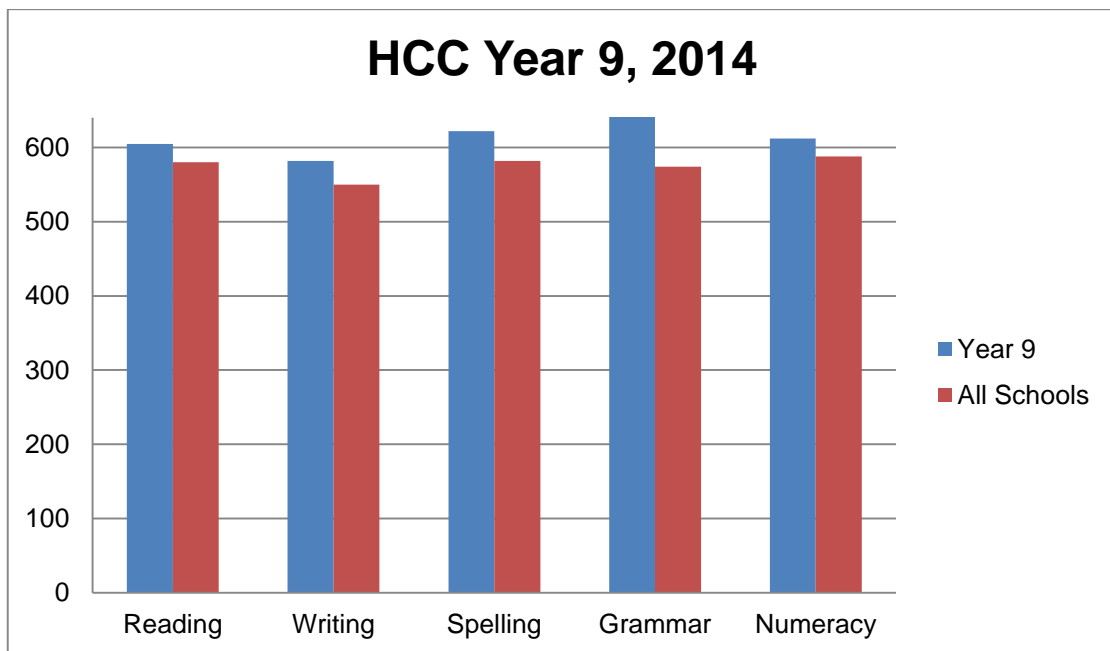
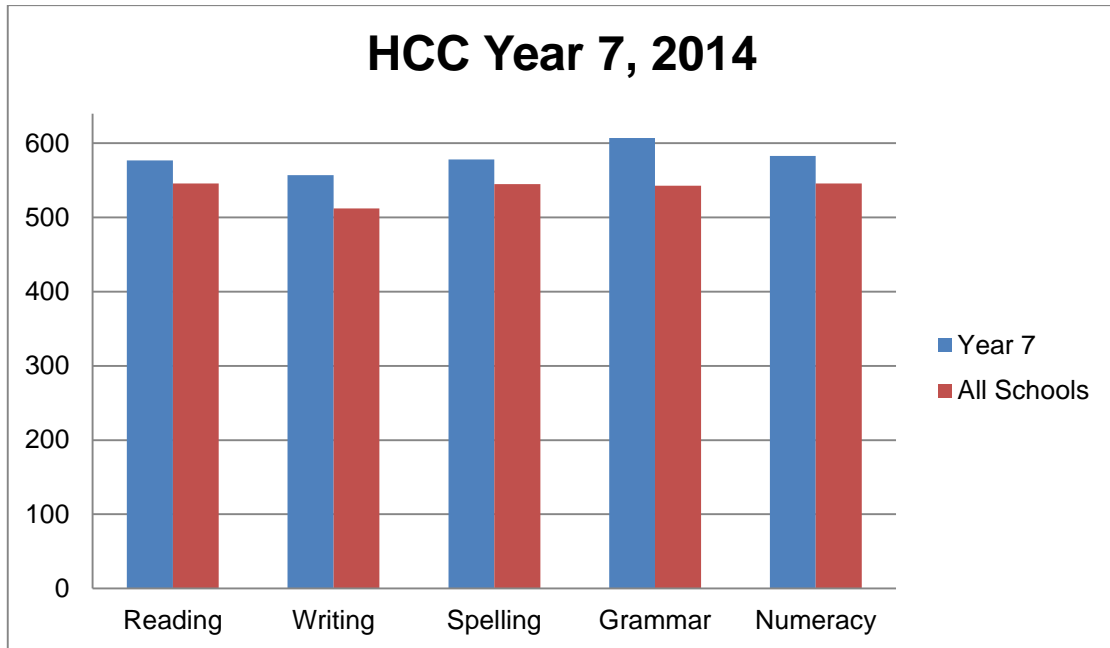
	Reading		Persuasive Writing		Spelling		Grammar & Punctuation		Numeracy	
<b>Year 7</b>	<b>577</b>		<b>557</b>		<b>578</b>		<b>607</b>		<b>583</b>	
<b>Sim/All</b>	Similar Not Available	546	Similar Not Avail	512	Similar Not Avail	545	Similar Not Avail	543	Similar Not Avail	546
<b>% above</b>		5.7%		8.8%		6.1%		11.8%		6.8%
<i>% Average</i>	6.6%		8.5%		6.6%		10.1%		8.3%	

	Reading		Persuasive Writing		Spelling		Grammar & Punctuation		Numeracy	
<b>Year 9</b>	<b>605</b>		<b>582</b>		<b>622</b>		<b>642</b>		<b>612</b>	
<b>Sim/All</b>	Similar Not Available	580	Similar Not Avail	550	Similar Not Avail	582	Similar Not Avail	574	Similar Not Avail	588
<b>% above</b>		4.3%		5.8%		6.9%		11.8%		4.1%
<i>% Average</i>	4.7%		8.0%		6.1%		8.6%		6.2%	

Schools	Similar	All	Similar	All	Similar	All	Similar	All	Similar	All
---------	---------	-----	---------	-----	---------	-----	---------	-----	---------	-----

Close To average										
Above average										
Substantially Above average										





Heathdale Christian College performed extremely well in these NAPLAN tests, performing at Significantly Higher than the National average, or Higher than the National average in Years 3, 5, 7 and 9, in all categories (Reading, Writing, Spelling, Grammar and Numeracy). Please note, these results also include Melton Campus NAPLAN Results.

**8. Proportion of Year 9 Students retained to Year 12:**

We had 82 Year 9 students in 2011.

Of the original 82 students;

63 stayed with us till Year 12, 2014.

Of the 19 that left us in this time:

1 obtained pre-apprenticeships

16 other schools

1 moved interstate;

1 moved to Home Schooling

We also gained a further 12 students from other schools in this time who completed Year 12 with us in 2014.

**9. Senior Secondary Outcomes:****Year 12 Victorian Certificate of Education (VCE) Results in 2014.**

Number of Students enrolled in VCE <i>(This includes students from Years 11 &amp; 12)</i>	= 123
Number of students enrolled in VET courses	= 148
Number of Students enrolled in VCAL	= 18
% of students attaining Satisfactory VCE completion	= 100%
% of VET units completed	= 90%
% of VCAL units completed	= 98%
Number of students applying for Tertiary entry	= 62 (82%)
Number of students gaining a Tertiary entry	= 60 (97%)
Median ATAR Score (State Average = 50)	= 58.4
Highest ENTER Score Attained	= 95.9
Median Study Score	= 28 (out of 50)
% of students attaining a Study Score of > 40 (out of 50)	= 4.4%
Number of VCE courses offered at Year 12	= 46
Number of VET courses offered at Year 12	= 18

## 10. Post School Destinations.

The final destinations of all students in Year 12 in 2014 can be summarised as follows:

### VTAC Offers for 2014.

Total Number of Yr 12 Students	=	76
VCE Students	=	66
VCAL Students	=	10
No Year 12 Students sitting VCE Examinations	=	66
No. of students seeking Tertiary Places thro VTAC	=	62 (82% of stu)
Via VCE	=	61
Via VCAL	=	1
No. of students to receive at least one Offer thro VTAC	=	60 (97%)
No of students receiving direct entry into TAFE (not thro VTAC)	=	4

### 65 Offers Made to 60 Students:

	VCE	VCAL
University (VTAC)	49	
TAFE(VTAC)	14	1
Independent Colleges (VTAC)	1	
<b>Total Offers</b>	<b>64</b>	<b>1</b>
Direct Entry (not thro VTAC)	1	4
No Offer	1	

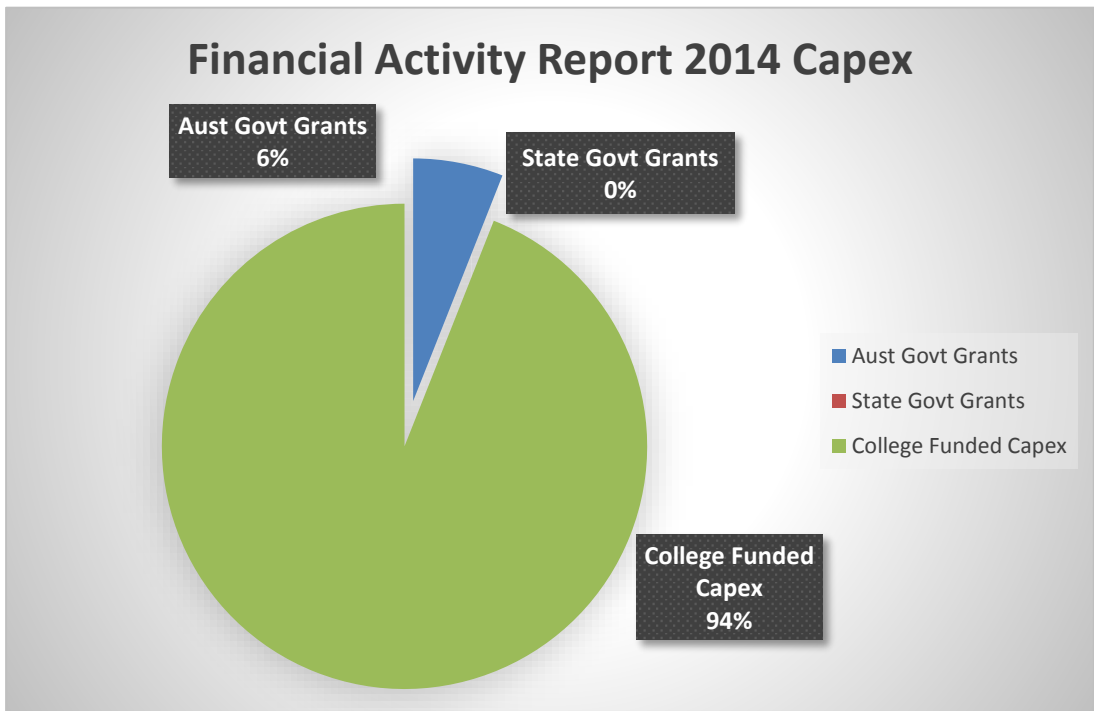
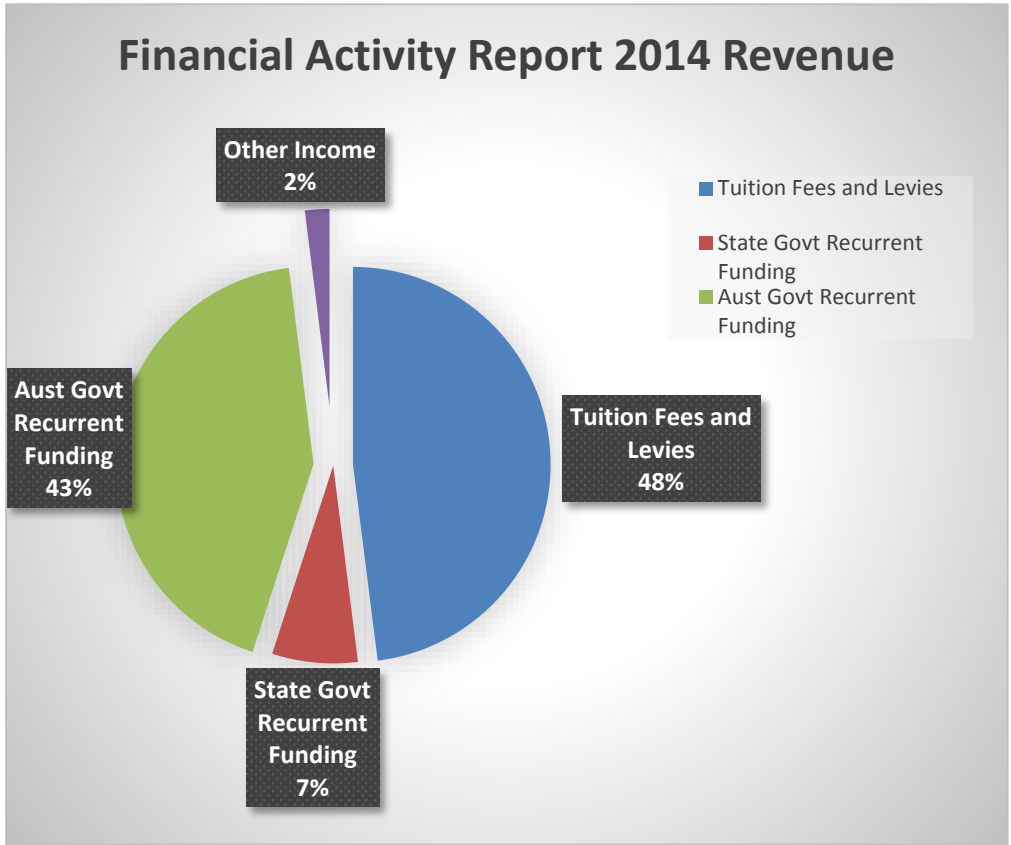
### Summary of All Year 12 Placements:

	VCE	VCAL	% out of 71
University	46		60.5%
TAFE	14	5	25.0%
Independent Colleges	1		1.5%
Employed		3	4.0%
International Students studying overseas	2		2.5%
Looking for work/study options	2	2	5.0%
Unknown	1		1.5%
<b>Totals</b>	<b>66</b>	<b>10</b>	<b>100%</b>



**11. Financial Activities Report:**

The following Pie charts demonstrate the financial activities of the College with regard to Revenue and Capital Expenditure in 2014.



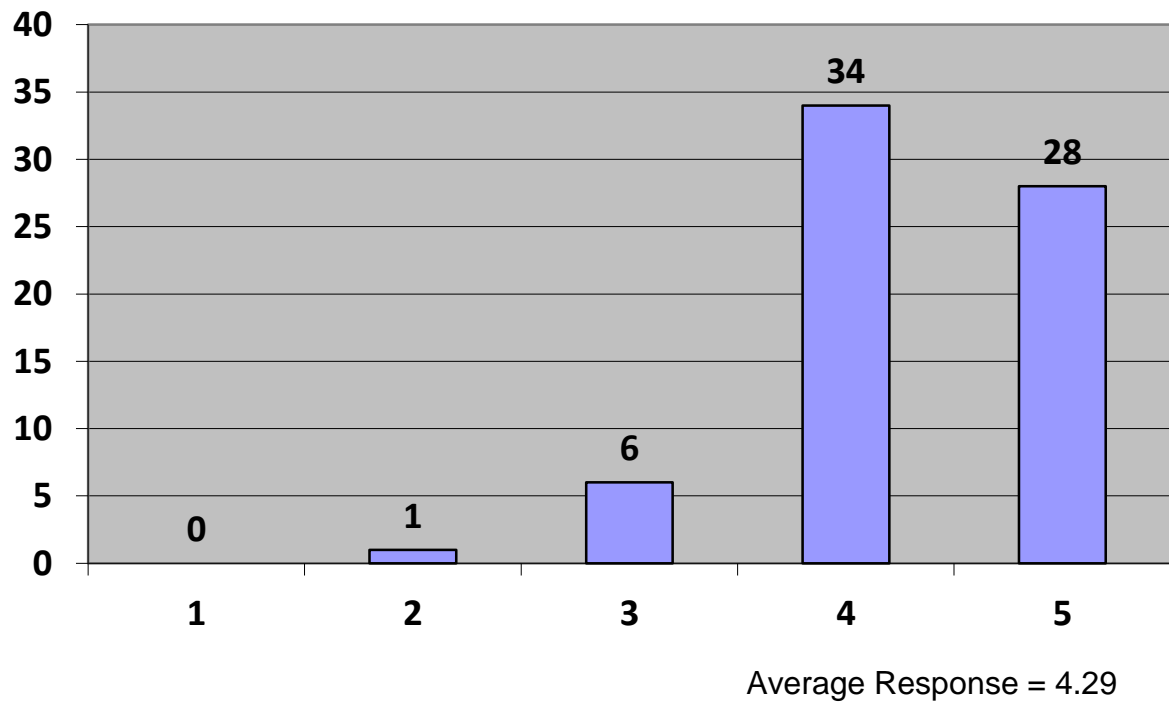
**12. Parent, Student and Teacher Satisfaction:**

The following Satisfaction results were taken from a Parent Survey in June 2014. Each of the 27 questions in the survey were scored on the following 5-point scale and then displayed with a graph:

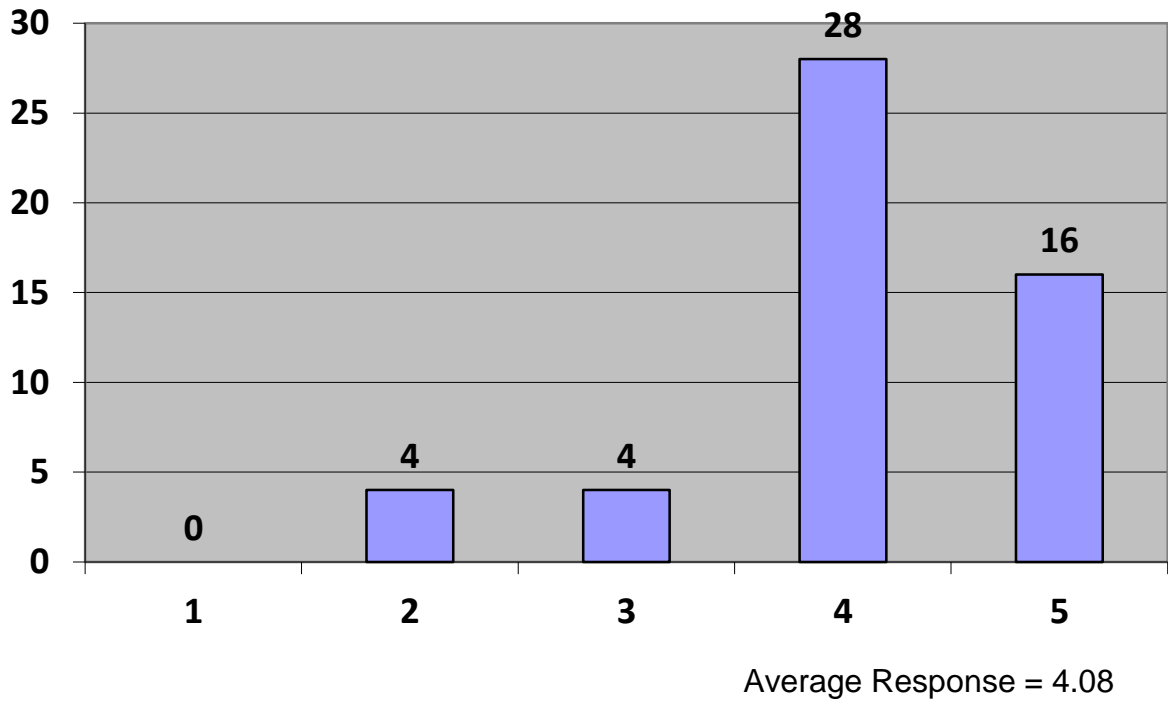
- 1 = Poor: Represents a significant problem for the College and needs urgent attention;
- 2 = Fair: Significant room for improvement; an area we need to work on;
- 3 = Average: No positive or negative feeling either way; performance is on par With other schools;
- 4 = Good: College is performing well – above average
- 5 = Excellent: An outstanding feature of the College.
- N/A: = Not Applicable does not apply in your situation

Four of the questions relating to satisfaction with the College follows:

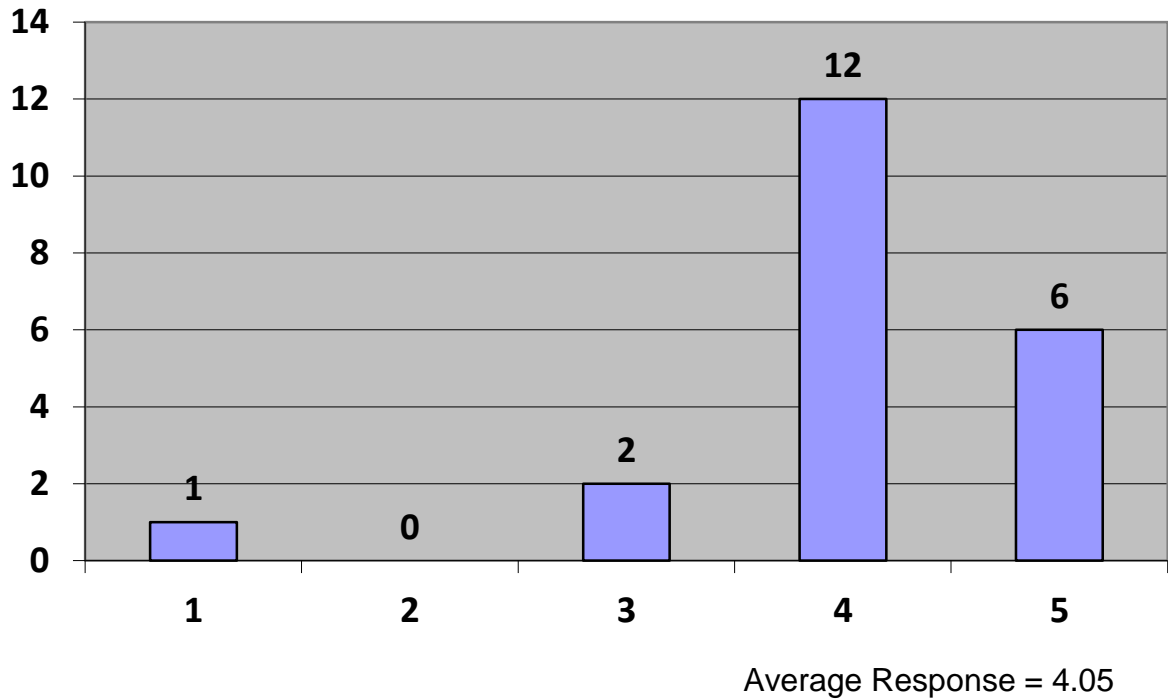
**15(i) Junior School:**



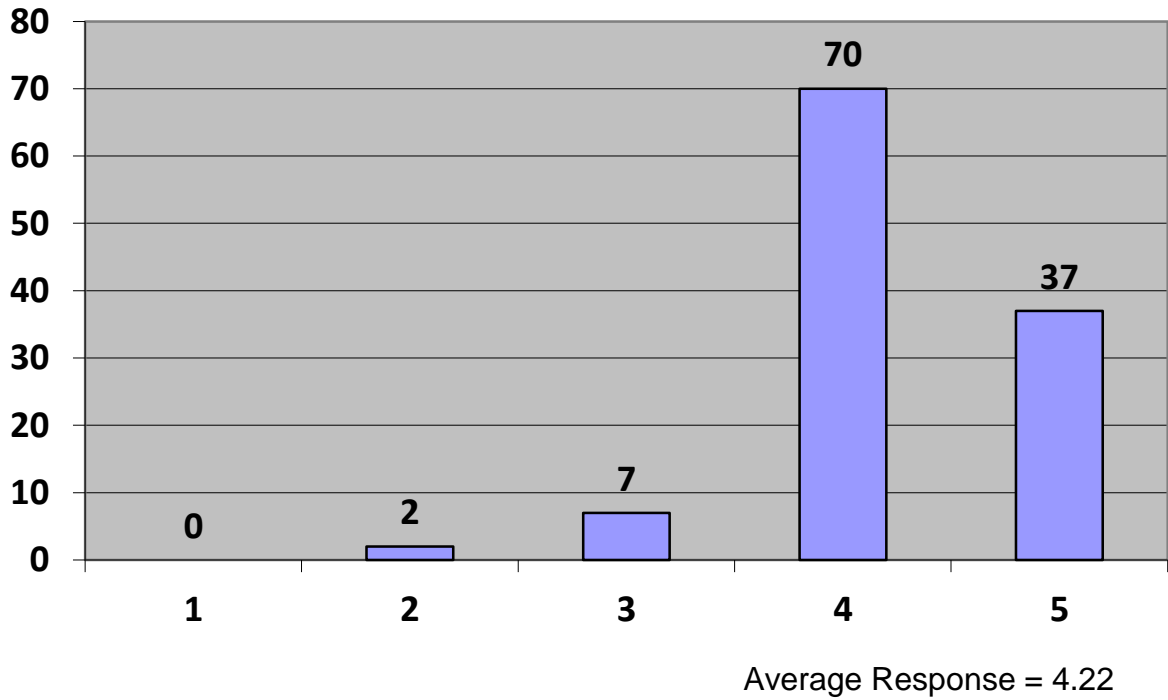
**15(ii) Middle School:**



**15(iii) Senior School:**



**16. How would you as a parent rate your overall satisfaction with the College?**



11.1. The following table shows the parent satisfaction ratings from 2008 to 2014.

**Summary of School Parent Satisfaction Ratings  
2008 to 2014**



## **12. CONCLUSION:**

If after reading this report you would like further clarification on any issue, or you would like to gain more information as regards possible enrolment in the College, please feel free to call the College on (03)9749-1522, or [enquiries@heathdale.vic.edu.au](mailto:enquiries@heathdale.vic.edu.au). We would be pleased to be of assistance to you.

Reynald Tibben  
Principal/CEO

July 2015